

# California Phenology Project: species profile for California Wildrose (*Rosa californica*)



**CPP site(s) where this species is monitored:** John Muir National Historic Site



Photo credit: Paula Kate Marmor

## ***What does this species look like?***

This shrub often forms thickets, and its prickly grey-brown stems are strongly curved. The leaves are made up of smaller toothed leaflets that are often hairy or glandular. There are 1 to 20 flowers per inflorescence. Flowers are generally pink with petals that are 10 to 20 mm long. Each rose has five petals and the flower has an open form. The fruits, called rose hips, are 8 to 20 mm long and turn red when ripe.

*When monitoring this species, use the USA-NPN  
**deciduous trees and shrubs** datasheet.*

## ***Species facts!***

- The CPP four letter code for this species is **ROCA**.
- The fruit, or rose hips, have high vitamin C content
- Rose hips can be dried for tea and used in jellies and sauces.
- The fruit is an important food source to wildlife year round.
- Edible members of the Rose family include apple, peach and cherry.



Photo credit: Terrie Schweitzer




Photo credit: Tony Velois, National Park Service

## ***Where is this species found?***

- Found at elevations less than 1600 meters.
- Generally found in moist areas, especially streambanks.
- Distributed throughout California, with the exception of desert regions and high mountain regions.
- Also found into southern Oregon and Baja California.

For more information about phenology and the California Phenology Project (CPP), please visit the CPP website ([www.usanpn.org/cpp](http://www.usanpn.org/cpp)) and the USA-NPN website ([www.usanpn.org](http://www.usanpn.org))


California Phenology Project:  
species profile for  
**California Wildrose**  
*(Rosa californica)*




**Breaking leaf buds**




**Leaves**



**Increasing leaf size**



**Colored leaves**



**Flowers or flower buds**


When monitoring **flower or flower bud abundance** for this species, count each inflorescence as a single flowering structure! For example, if there are two inflorescences with many flowers or buds each, then abundance should be recorded as <3



**Open flowers**

Do you see the anthers or stigma? **Proportion of open flowers** should be recorded at the scale of individual flowers, not inflorescences (i.e. estimate the proportion of individual flowers that are open )!

**Note:** flower phenophases are nested; if you record **Y** for "open flowers" you should also record **Y** to "flowers or flower buds"



**Fruits**

The fruits are very tiny and seed-like and are enclosed in a fleshy, berry-like "hip" that changes from green to pinkish to reddish-orange or red.



**Ripe fruits**

The fruit is considered ripe when the berry-like "hip" has turned reddish-orange or red.

**Note:** fruit phenophases are nested; if you record **Y** for "ripe fruits" you should also record **Y** to "fruits"

Phenophases not pictured: **Falling leaves, Recent fruit or seed drop**